



# Streetsville Blooms

Streetsville Horticultural Society

*Proud to be a member of the Ontario Horticultural Association*

[www.streetsvillehort.ca](http://www.streetsvillehort.ca)



Volume 24, Issue 2

October 2016



## Speaker's Corner

Speaker: Kevin Duncan

Kevin Duncan represents the Mississauga firm of Vanhof & Blokker, which sells horticultural products from Holland and around the world. They have expanded their line to include perennial bare roots, annual and perennial plugs, roses and shrubs, fruits and vegetables.

His presentation will be about flowering bulbs – their variety, planting, and maintenance. Expect to learn valuable tips for the fall planting season ahead of us.

**NEXT MEETING:** October 11

**OPEN HOUSE**

**COMMUNITY CHURCH OF MEADOWVALE**

**2630 Inlake Court**

Doors open at 7:00 p.m.

Meeting starts 7:30 p.m

## President's Message

I'm writing this while sitting in my garden, the sun is out, it is 27 degrees and there are lots of flower buds and young fruit on my tomato plants. In 1973 we had a low of minus 1.7 degrees on this date, probably not many tomatoes still alive!

The beginning of fall varies so much from one year to the next; but every year, gardeners look back at the past growing season, what worked what didn't and of course make plans for next year. This plant should be moved, this one is too big it should be split and by spring the problem is we have forgotten exactly where they are. The answer is take a picture now, this lets you plan next year's garden over the winter and also helps you decide what you can donate to the 2017 plant sale. Yes, I can hear all of you thinking, 'that is a very long time from now'.

So what is going on in the immediate future? Our October 11 meeting is an **Open House**, open to anyone who wants to come. The invitation/free

## Index

Speaker's Corner	... 1
President's Message	... 1
AGM 2016	... 2
Membership Desk	... 2
October Flower Show	... 3
Rotary Park Update	... 4
Gift Table Baskets	... 4
Fall Fundraiser	... 5
September Flower Results	... 6
Spring Colour	... 7
Jobs for October	... 8

pass to the **Open House** is on our website and can be downloaded and printed.

Information about our fall fundraiser is included in this newsletter.

On October 22, we will be planting the memorial trees for Ralph Faustino better known as Streetsville Jason at Rotary Park. Jon Eldridge our Rotary park chair will be providing more details.

The very dry summer has caused problems for the trees we planted in 2014 and 2015. To give them the best chance and make sure they go into the winter well-watered, we want to hold a watering party in late October. To do this we will need as many hoses as possible. It is 750 feet from the taps at the log house to the planting location. The date is yet to be determined, please consider participating or lending us your hose if you can't be there.


Our annual AGM will be held November 8. There are 3 positions available on the Board of Directors, if you are interested in learning more about this role, please contact me.

See you in October and happy gardening! ✂

Monica Ross, President

---

# 2016 AGM



## Annual General Meeting

November 8, 2016

Take notice that the Annual General Meeting of Streetsville Horticultural Society will be held at

the Community Church of Meadowvale on the 8 day of November 2016 to

- Receive and consider committee reports, the financial statements and report of auditors;
  - Hold elections to replace departing officers
  - Transact such other business as may properly come before the Annual Meeting or any adjournment thereof.
- 

## From the Membership Desk

It was actually fun to be back on the membership desk again and Shirley and I were very busy. Thank you to all those who attended our first meeting back for the new season and paid up! Everyone was so good with either cheques or correct cash, it was much appreciated!

Not only did we have quite a few guests but we also signed up four new members, **Fathiya Abdulla, Lorraine Leigh, Louay Qash** and **Vivianne Holmes**. Please take the time to meet our newest society members and make them feel welcome!

As many of you know I was on the desk for three seasons and I am now doing the raffle table. We need a couple of other members to step up and volunteer to take over this task. If you are interested, please let me know so you can work the desk in October and get the feel for it. My number is 416-433-1148, or you can text me or call me at this number or e-mail at [gracemcelhinney@hotmail.com](mailto:gracemcelhinney@hotmail.com).

October on the desk will be another busy one as there were quite a few members who were not

able to make our first September meeting and it is also our open house. If you are paying your membership dues, please come with ample time to get this done and please have correct change.

This is a great time to bring new members into our society as they don't have to pay the \$5 guest fee. So look around your neighbourhood and if you see someone who loves to garden ask them to join us on Tuesday, October 11, 2016 at 7:00 pm. ✂

## Helping Hands

Should you like to add your name to the list please contact me.

[gracemcelhinney@hotmail.com](mailto:gracemcelhinney@hotmail.com)

Grace McElhinney,

---

## October Flower Show

### Horticulture

- Class 1** Aster – perennial – 2 sprays
- Class 2** Actaea (bugbane) -1 stem
- Class 3** Begonia – tuberous – 1 bloom shown with foliage
- Class 4** Calendula – 3 blooms
- Class 5** Chrysanthemum – double – 1 spray
- Class 6** Chrysanthemum – single – 1 spray
- Class 7** Coleus – 3 stems, 1 cultivar
- Class 8** Dahlia – 8" or more – 1 bloom
- Class 9** Dahlia – different cultivars – 3 blooms in a vase
- Class 10** Hydrangea - 1 bloom
- Class 12** Marigold –any variety – 3 blooms
- Class 13** Ornamental grasses – 3 cultivars – 3 stems
- Class 14** Rudbeckia – 1 stem
- Class 15** Salvia – 3 stems – 1 cultivar
- Class 16** Sedum – any cultivar – 3 stems

**Class 17** Shrub or tree branch with berries – 1 branch under 36"

**Class 18** Sunflower – AOV – 1 stem

**Class 19** Zinnia – 2" or less – 1 bloom

**Class 20** Any other annual not listed – 1 stem or bloom

**Class 21** Any other perennial not listed – 1 stem or bloom

**Class 22** Cacti and succulents – AOV – 1 specimen

### Fruits and Vegetables Tips:

- Fruit is not to be polished
- Root vegetables have foliage removed to 2 cm
- Beans have the calyx, tip and a portion of the stem attached.

**Class 23** Kale – 3 leaves

**Class 24** Cabbage – any variety – 1 head

**Class 25** Garlic – any variety – 2 bulbs

**Class 26** Squash – any variety 1 specimen

**Class 27** Onion – any cultivar – 2 specimens

**Class 28** Peppers -AOV – 2 specimens

**Class 29** Any other vegetable – 2 specimens

**Class 30** Grapes – any variety – 1 bunch on plate

**Class 31** Apples or Pears – any variety – 3 on a plate

**Class 32** Any other fruit not listed – 3 on a plate

### Design

**Class 1** "Fall Fair" – incorporating fruits and vegetables

**Class 2** "Autumn Glory" – design using fall flowers

**Class 3** "Forest" – design incorporating plant and tree material

### Novice

**Class 4** "Witches Brew" – Halloween theme

Janet Shaw, Flower Show Coordinator

---

## Rotary Park Update

Firstly, many thanks for all the help during the summer. I won't single out any individual, but there was a core group of people that kept coming back and I am very grateful that they did.

We've finally got everything weeded, cut back and mulched and on Saturday, October 22, we can actually do some planting!

We have two serviceberry trees donated in memory of Streetsville Jason and lots of bulbs celebrating Canada's 150th anniversary we hope to get everything planted on October 22, between 10 a.m. and noon. We have a small group of teenagers coming to help us, so

we need gardeners to show them how it's done. We will also have Tim Horton's coffee and treats, so please do come and join us. ☘


**Jon Eldridge, Rotary Park Chair**

---



I have some lovely items for October so bring your toonies. ☘


Cheers, Grace McElhinney



## From the Gift Table

Hats off to **Marie Kothari** for doing such a great job selling tickets on the raffle table. The gifts were great and a donation by our speaker put us over the top! We made \$85.00 for our first raffle of the new year! Thank-you to everyone who opened their wallets and bought tickets.

Each of these gifts has a value of approximately \$20.00 and all can be re-gifted for the upcoming Christmas season. Remember even if you don't want what you win, the money goes right back into our society and I will take the gift back to re-affle once again! I am once again taking donations for the year; however, I do not need any more baskets.





## Fall Fundraiser

This year we have chosen Florissa, a bulb and perennial supplier, located in British Columbia. They offer a marvelous selection of amaryllis, paperwhite daffodils, hyacinths and other bulbs. These bulbs will make a marvelous Christmas gift, either to yourself from yourself or for any number of special people in your life. Colleagues, family and neighbours will also be interested

Order forms will be available at the October 11 meeting and **must** be returned at or before the November 8 meeting, with full payment, either cash or a cheque made out to Streetsville Horticultural Society.

Any questions you may have can be answered by Christina Anonychuk who is our fundraising coordinator [christina\\_julia44@hotmail.com](mailto:christina_julia44@hotmail.com).

*Gifts that bloom delight the heart! Give and Enjoy!*

**Paperwhite Narcissi & Amaryllis Kits**  
Tired of the traditional Poinsettia? Easy to grow. Paperwhite Narcissi and Amaryllis are fresh alternatives. Each kit includes: "Top" size bulb, pot, soil and growing instructions. Blooms appear in just 4-6 weeks!  
Narcissus gift kits contain 4 bulbs/kit.  
Amaryllis gift kits contain 1 bulb/kit.  
**\$14.00**

**Indoor Hyacinths**  
Enjoy the Beauty & Fragrance of indoor Hyacinths. Simply add water! Each kit includes: one "Top" size bulb, clear hyacinth glass, and growing instructions.  
F - White Hyacinth  
G - Blue Hyacinth  
H - Pink Hyacinth  
**\$10.00**

**Burlap Wrapped Gifts**  
Decorate the home or office with country charm. Each kit includes: "Top" size bulb, pot, soil and growing instructions enclosed in a red burlap cover.  
Narcissus gift kits contain 4 bulbs/kit.  
Amaryllis gift kits contain 1 bulb/kit.  
J - Red Amaryllis **\$18.00**  
K - Paperwhite Narcissi **\$14.00**

**Enviro-Friendly Amaryllis Kit**  
Red Amaryllis in unique ecological pots made from rice husk!  
Each kit includes: one "Top" size bulb, rice husk pot, soil and growing instructions.  
I - Red Amaryllis **\$18.00**

**Delft Blue Ceramic Bowl Kits**  
Classic charming kits perfect for indoor winter blooms. Tulips, Daffodils, and Muscari. Each kit includes: "Top" size bulbs, ceramic delft blue bowl, soil, and growing instructions.  
L - Delft Blue - Red Tulips  
M - Delft Blue - Muscari  
N - Delft Blue - Narcissus Tête à Tête  
**\$14.00**

**Amaryllis Kits:**  
A - Paperwhite Narcissi  
B - Amaryllis Apple Blossom  
C - Amaryllis Red Lion  
D - Amaryllis Minerva  
E - Amaryllis Mount Blanc

*Finish your holiday shopping early with great gifts for your office party, gift exchange or budding gardening enthusiast!*

## Volunteer Hours

217,779 volunteer hours



Please make sure you send your volunteer hours list to Eleonora Roberts by September 30 in one of the following ways:

By email: [gattescohouse@rogers.com](mailto:gattescohouse@rogers.com)

OR

By phone: [905-302-4491](tel:905-302-4491)

Or drop it off:

296 Queen St South  
Streetsville

Timeframe: September 1, 2015 to August 31, 2016.

Include name, activity & hours spent.

Do NOT re-send hours spent if a team leader has already submitted them on your behalf: as in time spent at Rotary Park, Lesley Log House, Plant sale, board meetings, Tecumseh Flower Show.

Please submit by September 30 deadline, so that there is time to prepare report for the next AGM. ✂

**Eleonora Roberts, Volunteer Chair**

---

## September Flower Show Results



**Ursula Evanoff**

Class 1  
Judge's Choice, First Place  
*September's Song*



**Ursula Evanoff**

Class 2  
Best in Show, First in Design  
*Crazy Rhythm*



**Anita King**

Class 10, Coreopsis  
Judge's Choice, First Place



**Monica Schouten**

Class 29  
Best in Show, First Place

## Spring Colour

Plant these flower bulbs in the fall for spring blooms. See our handy **fall-planted bulb chart**—and tips for planting bulbs in autumn.

Fall bulbs like tulips produce the first blooms of next year's season. The bulbs spend the winter making roots and come up early in the spring.

So if you think that autumn's the time to stop gardening, think again! Fall gardening time is here, and it's bulb-planting time!

### TIPS FOR PLANTING BULBS IN AUTUMN

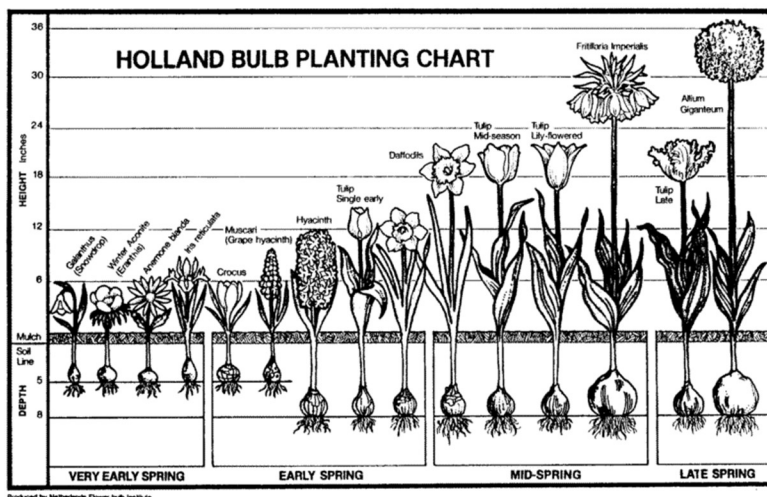
- In the fall, you'll find bulbs to purchase everywhere! Make sure you buy your bulbs from a reputable nursery, garden center, or catalog. Second-rate bulbs produce second-rate flowers or don't sprout at all.
- *When to Plant Bulbs:*
- Plant any time before the ground freezes. Ideally, plant your bulbs soon after you purchase them.
- Some bulbs need to be treated as annuals instead of perennials; they'll bloom once and then they're done. For example, you will have to plant dahlia bulbs again each year. Still,

they are a beautiful sight to behold and worth it! Other fall bulbs like daffodils will act as perennials and come up year after year.

### How to Plant Bulbs:

- Select a site with lots of sun and well-drained soil. Work a few inches of compost in the soil.
- Plant bulbs generously in case some do not sprout. And plant them in random order and spacing for a more natural appearance. If you love groves of daffodils and blanketed landscapes of tulips, be prepared to buy and plant a large quantity of bulbs!
- In general, plant bulbs at a depth of three times the width of the bulb.
- After planting, apply fertilizer low in nitrogen, such as a 9-6-6 formulation. If your soil's sandy, plant bulbs slightly deeper; in clay soils, slightly shallower.
- Water well after planting. Apply mulch to keep the weeds down and hold in moisture.
- Do you have voles or squirrels? Consider planting your bulbs in a "cage" fashioned with chicken wire.

<http://www.almanac.com/content/fall-bulb-planting-spring-blooms>



## Streetsville Blooms

**President:** Monica Ross

**Vice president:** Marg Rowan

**Secretary:** Marg Rowan

**Assistant Secretary:** Arlene Crothers

**Past president:** Sue Harshman

**Treasurer:** Christine McEwan

**Editor:** Debra Lemire

**Webmaster:** Nigel Roberts

Questions, concerns, ideas, or would you like to volunteer for a position on the Board?

Contact Monica Ross at 905.824.7283 or at [thegardenlady@psstnetwork.ca](mailto:thegardenlady@psstnetwork.ca)

Article suggestions; please contact Debbie Lemire at [debra.lemire@gmail.com](mailto:debra.lemire@gmail.com) or 416.268.4348.

**URL:** [www.streetsvillehort.ca](http://www.streetsvillehort.ca)

**E-mail:** [streetsvillehort@hotmail.com](mailto:streetsvillehort@hotmail.com)

**OHA Website:** [www.gardenontario.org](http://www.gardenontario.org)

P.O. Box 42048, 128 Queen St. S.  
Mississauga, ON L4M 4Z4

## Jobs for the month of October (Zone 6)

### General

- Rake up leaves;
- Apply slow-acting fertilizers;
- Provide frost protection to tender plants outdoors;
- Clean out greenhouse.

### Trees and shrubs

- Rake up leaves;
- Plant evergreens;
- Prepare ground for planting deciduous trees and shrubs and hedges;
- Trim young hedges;
- Take hardwood cuttings.

### Lawns

- Rake up leaves and worm casts;
- Finish sowing seed or laying turf;
- Aerate the lawn.

### Vegetables

- Cut down asparagus foliage and mulch beds;
- Finish lifting root crops;
- Finish harvesting summer crops;
- Lift herbs for winter use.

### Flowers

- Lift and store dahlias, gladioli, cut down tuberous begonias and cannas;
- Protect still-flowering chrysanthemums from frost;
- Plant bought perennials and lift and divide existing perennials;
- Clear out summer annuals. ✂