SOMETHING MAGIC

ONTARIO HORTICULTURAL ASSOCIATION
DISTRICT 15

ANNUAL GENERAL MEETING

Hosted by
Credit Valley Horticultural Society

Saturday, April 27, 2019

Capitol Banquet Centre
6435 Dixie Road,
Mississauga, Ontario

ONTARIO HORTICULTURAL ASSOCIATION
DISTRICT 15
ANNUAL GENERAL MEETING
Saturday, April 27, 2019

Dear Presidents,

We welcome you and your society members to join us for the **2019 District 15 Annual General Meeting**. This year it will be held on **Saturday, April 27th** at the **Capitol Banquet Centre (6435 Dixie Road, Mississauga)** and hosted by **Credit Valley Horticultural Society**.

Your District AGM is an opportunity to mingle and chat with fellow gardeners and horticultural society members from across the District.

The complete flower show schedule is included in this package together with all requirements for entries, including convenor and pre-registration information. Please encourage your members to enter the show. We look forward to seeing amazing designs and horticultural entries again this year. It is encouraging to your members if you have copies of the flower show schedule and entry forms available at your meetings. This year there is a Society class and we hope all societies in the District will participate.

Please remember to bring your banner with its stand to display during the meeting. A table will be available for flyers or brochures for upcoming events that you may want to share with fellow society members. This material should be placed on the **designated table only**.

All societies are asked to bring a **door prize** with a value of **$25.00** to **$30.00**. Every registered member will receive a draw ticket in their package for these gifts. We encourage you to participate in this tradition.

The meeting starts at 10:00 a.m. and will adjourn at approximately 3:20 p.m. A map showing the location and directions to the venue is included in this package.

Registration for the day will be $30.00 per person. This fee includes a continental breakfast, morning coffee break and lunch.

Please send **one registration form per society** with the total number of members attending, **along with one cheque** covering all members of your Society attending. We are unable to accept individual registrations via email or by phone. All registrations must include payment. Please make your cheque payable to **O.H.A. District 15**. The deadline to register is April 10, 2019. Details regarding registration are on the Registration form.

We look forward to seeing you there!

Barbara O'Malley

Barbara O'Malley
District 15 Director

ONTARIO HORTICULTURAL ASSOCIATION, DISTRICT 15
ANNUAL GENERAL MEETING
Saturday, April 27, 2019

SOMETHING MAGIC

AGENDA

8:15 am	Flower Show entries are accepted.
8:30 am	Registration and morning refreshments
9:30 am	All flower show entries must be in place, exhibitors leave showroom and judging begins.
10:00 am	Call meeting to Order and "O Canada" • Welcome and Greeting: Chris Anderson & Val Brink, Co-Presidents, CVHS • Douglas Markoff, Executive Director, The Riverwood Conservancy • District 15: Barb O'Malley, District Director • OHA Representative: Dianne Westlake, District 4 Director • Agenda Review and Revisions • Roll Call • In Memoriam
10:30 am	Minutes of the 2018 District 15 Annual General Meeting: Lucia Rostirolla, Secretary Financial Report: Dorothy Wood, Treasurer Auditors' Report: Marg Rowan
10:40 am	District Report: Barb O'Malley, District 15 Director Report from the Ontario Horticultural Association: Dianne Westlake, District 4 Director
11:00 am	Society Door Prizes - Part 1
11:15 am	**BREAK**
11:30 am	Silent Auction - Part 1 Junior Awards Presentation, The Baker Trophy
11:45 am	Nominations Report: Martha Branigan, Nominations Chair Elections and Installation of District Board New Business Flower Show Judges' Comments
12:30 pm	**LUNCH** – Gardeners' Thanks • Visual Society presentation from 2018 to run through the lunch hour • Viewing of flower show, publication competition entries, vendors
1:30 pm	Silent Auction - Part 2
1:45 pm	**GUEST SPEAKER**: Heinke Thiessen "Magic Revealed"
2:45 pm	**STRETCH BREAK**: activity Society Door Prizes - Part 2, Raffle Draw - Part 1
3:00 pm	Presentation of The Liisa Wolfgram Award of Excellence in Horticulture: Barb O'Malley Location of the 2020 District 15 Annual General Meeting
3:10 pm	Centerpiece Draw, Flower Show Prizes, Raffle Draw - Part 2, Silent Auction - Part 3

ONTARIO HORTICULTURAL ASSOCIATION, DISTRICT 15
ANNUAL GENERAL MEETING
Saturday, April 27, 2019

SOMETHING MAGIC

REGISTRATION FORM

REGISTRATION DEADLINE: APRIL 10, 2019

Name of Society: _____

Contact Person: _____ **Phone:** _____

Address: _____

Email: _____

Fee: $30.00 per person X _____ **(# of persons) = $** _____

Please send **one cheque**, payable to **"Ontario Horticultural Association District 15",** to cover the fees of all the members of your Society attending. This is a Society registration; individual registrations will not be accepted.

This form and your cheque should be mailed to:

CVHS c/o Chris Anderson
4249 Trapper Crescent
Mississauga, Ontario L5L 3A7

For information about Registration contact: Chris Anderson, Registrar
chriscvhs@gmail.com or 905-828-9669

	NAME (Please print in BLOCK LETTERS)	Voting Delegate?
1.		Yes □ No □
2.		Yes □ No □
3.		Yes □ No □
4.		Yes □ No □
5.		Yes □ No □
6.		Yes □ No □
7.		Yes □ No □
8.		Yes □ No □
9.		Yes □ No □
10.		Yes □ No □

Please indicate if any delegate has a serious food allergy (indicate name of delegate and item(s) they are allergic to):

ONTARIO HORTICULTURAL ASSOCIATION, DISTRICT 15
ANNUAL GENERAL MEETING
Saturday, April 27, 2019

SOMETHING MAGIC

VOTING DELEGATES

Voting Delegate numbers are based on 2018 Society membership numbers. Each Society receives two votes with an additional vote for every 50 members or part thereof over 100 members.



SOCIETY	DELEGATES
BOLTON	2
BRAMPTON	3
CALEDON	2
CHINGUACOUSY	2
CLOVERLEAF	4
CREDIT VALLEY	3
ETOBICOKE	4
NOBLETON/KING CITY	2
PARKDALE/TORONTO	3
RICHMOND HILL	5
ROSELANDS	2
SCHOMBERG	2
STREETSVILLE	3
SWANSEA	2
THORNHILL	4
WOODBRIDGE	2
TOTAL VOTING DELEGATES	45

ONTARIO HORTICULTURAL ASSOCIATION, DISTRICT 15
ANNUAL GENERAL MEETING
Saturday, April 27, 2019

SOMETHING MAGIC

FLOWER SHOW SCHEDULE

Division 1 – Design

Designs must be pre-registered with the Show Chair, Judy Zinni, by April 22, 2019 at 905-820-3807 or jzinni@bell.net. *Classes 1 to 4 are limited to 5 entries per class. Classes 5 and 6 are limited to 8 entries per class. See Design Rules #6 and #7 for space allotted.*

1.	Sorcerer's Apprentice	Satellite design (A creative design with a smaller design of the same colour, form and/or texture placed at its base having a connecting line that becomes an integral part of its rhythmic pattern.)
2.	That Old Black Magic	Black & white design (A judicious use of green is permitted.)
3.	Enchanted Wood	A design
4.	Magic of Spring	A design
5.	Pixie Dust	Miniature design using predominately fresh plant material
6.	Enchanted	Miniature design using dried materials only

Division 2 – Special Exhibits & Crafts

Entries must be pre-registered with the Show Chair, Judy Zinni, by April 22, 2019 at 905-820-3807 or jzinni@bell.net. All entries in this division must include fresh and/or dried plant material and may include accessories. Plant material may be newly acquired and from any source.

Space allotted is table surface area (length by width), height is unlimited. Measurements are in inches, metric given is approximate. Entries in all classes will be displayed on the table surface.

7.	The Fairy Realm	A fairy garden with growing plants. Space allotted: maximum of 20 x 20 inches (51 x 51 cm) *Limited to six (6) entries.*
8.	Abracadabra	Decorated magic wand Space allotted: maximum of 20 x 15 inches (51 x 38 cm) *Limited to six (6) entries.*
9.	The Sorting Hat	**Society Class:** Decorated hat. (Hat is supplied.) (Entry may be created by one or more members of a Society on behalf of their Society. One entry per Society.) Space allotted: maximum of 24 x 24 inches (61 x 61 cm)
10.	Fantastical Beast	**Youth Class:** Magical creature created from fruits and/or vegetables and/or other organic materials. Space allotted: maximum of 10 x 10 inches (25 x 25 cm)

Division 3 – Horticulture

Pre-registration is not required. Only one (1) entry per exhibitor per class is permitted, except for "any other cultivar" classes 15, 19, 22, and 24 where three (3) entries per exhibitor are allowed if a different species or cultivar. All specimens must be in their own containers and should be named if possible. Containers will be supplied for class 26 only. Exhibitors are to provide their own containers for all other classes.

Section A – Narcissus (Daffodil) [see page 10 for narcissus classification guide]

11. *Narcissus* – trumpet or large cupped, 1 scape
12. *Narcissus* – small cupped, 1 scape
13. *Narcissus* – double, 1 scape
14. *Narcissus* – miniature – 3 scapes
15. *Narcissus* – any other cultivar, 1 scape (3 entries per exhibitor allowed)

Section B – Tulipa (Tulip)

16. *Tulipa* – single, 1 stem
17. *Tulipa* – double, 1 stem
18. *Tulipa* – multi-bloom, 1 stem
19. *Tulipa* – any other cultivar, 1 stem (3 entries per exhibitor allowed)

Section C – Other hardy spring flowers

20. *Muscari* (Grape Hyacinth) – 3 stems
21. *Hyacinthus* (Hyacinth) – 1 stem
22. Any other spring flowering bulb, corm, tuber or rhizome - 1 stem or scape (3 entries per exhibitor allowed)
23. *Helleborus* (Hellebore)- 1 stem
24. Any other perennial excluding bulbs, corms, tubers or rhizomes – 1 stem (3 entries per exhibitor allowed)
25. Flowering branch – 1 branch (max. length 30" or 76 cm measured from top of container)
26. Collection of small spring flowers *(i.e. Galanthus, Chionodoxa, Primula, Iris reticulata, Puschkinia, Scilla, Anemone, Crocus etc.)* – 1 each of 3 different cultivars. (Container is supplied.)
27. Collection of spring flowers – Minimum of 5 different cultivars displayed in one container. (May include bulbs, perennials and branches. Multiple stems of each cultivar are permitted. No unattached foliage permitted.)

Section D – Houseplants

Pot size up to and including 10" or 25.4 cm in diameter (top inside measurement of the container in which plant is grown). One cultivar per pot. One entry per exhibitor per class. Cover pot is permitted.

28. Succulent (including cactus) – 1 pot
29. Houseplant grown for foliage interest – 1 pot
30. *Saintpaulia* (African violet) – 1 pot, single crown
31. Orchid, any species or cultivar – 1 pot. (no dyed orchids permitted)
32. Any other houseplant grown for blooms, colourful bracts or fruit - 1 pot

General Show Rules

1. Judging will be in accordance with the "Ontario Judging and Exhibiting Standards for Horticulture and Floral Design" (OJES), 2003 edition.
2. The decision of the judge(s) is final. Awards may be withheld if in the opinion of the judge(s) no exhibit is worthy.
3. Competition is limited to members, including youth members, in good standing of any Horticultural Society in District 15 of the Ontario Horticultural Association (OHA).
4. Each entry must be accompanied by a completed official OHA entry tag, tags are available from Society Presidents and at the District AGM. The exhibitor's name and their Society's name must be on each entry. If possible state cultivar(s) of exhibit to enhance the educational value of the show.
5. Exhibitors must hand in completed entry forms, indicating the classes entered, to the Show Registrar before leaving the show room.
6. All entries will be received between 8:15 a.m. and 9:30 a.m. on the day of the show. No entries will be accepted after 9:30 a.m. at which time exhibitors must leave the show area. Exhibits must remain in place until the meeting adjourns. If an exhibitor is unable to retrieve their entry(s), he/she must delegate someone to do so on their behalf.
7. The placing of entries is the responsibility of the exhibitor. The Show Committee will be available to assist exhibitors if unsure of the correct placement. Only the Show Committee is authorized to move cultural exhibits for subdividing and spacing purposes. Only the exhibitor may move his/her entry in the Design or Special Exhibit & Craft Divisions. Exhibitors are not permitted to touch or alter any entry once entries are closed.
8. Space allotted for exhibits is given in inches. Metric measurements are approximate.
9. Plants of endangered and threatened species are strictly forbidden. The Species at Risk Public Registry is the authority for determining this designation of any plant at this show.
   See www.registrelep-sararegistry.gc.ca/species/schedules_e.cfm.
10. The District and Host Society will take all reasonable precautions, but will not be held responsible for any loss or damage to the exhibitor's property.
11. The Show Committee may subdivide classes when/if deemed necessary.
12. Any complaints must be made in writing, signed and presented to the Show Chair before the close of the show.

Design Rules

Designs must be pre-registered with the Show Chair, Judy Zinni, by April 22, 2019 at 905-820-3807 or jzinni@bell.net. Entries will not be accepted on the date of the show unless pre-registered.

1. Exhibitors may enter any number of classes but only one (1) entry per class.
2. Classes 1-4 are limited to five (5) entries per class. Classes 5 and 6 are limited to eight (8) entries per class.
3. All designs must be the work of the exhibitor.
4. A design may be with or without accessories. No soil is permitted in floral design.
5. Emphasis will be placed on the use of fresh plant material unless otherwise specified. However, a judicious use of painted and/or dyed dried plant material is acceptable. No artificial plant material is allowed. Plant material may be newly acquired and from any source.
6. The space allotted for each exhibit in classes 1-4 is 24" wide x 30" deep x 36" high (61 x 76 x 91.4 cm). Niches are white in colour.
7. Miniature designs, Classes 5 and 6, will be displayed in white L shaped niches. Niche size is 5 ¾" wide x 6" high x 5" deep (14 x 15 x 12.5 cm). Niches will be placed on shelves approximately 45" (114 cm) above the floor.

Special Exhibits & Crafts Rules

Designs must be pre-registered with the Show Chair, Judy Zinni, by April 22, 2019 at 905-820-3807 or jzinni@bell.net. Entries will not be accepted on the date of the show unless pre-registered.

1. Exhibitors may enter any number of classes but only one (1) entry per class.
2. Classes 7 and 8 are limited to six (6) entries per class.
3. All entries must be the work of the exhibitor.
4. The entry in the Society class, Class 9, may be completed by one or more members working together on behalf of their Society. One entry per Society. The names of the Society and all participants must be on the entry card. Any award will be made to the Society, not the individual.
5. Accessories are permitted in all classes in this division.
6. Only members between the ages of 6 and 17 may enter the Youth class, Class 10. Exhibitors must indicate their age on the entry tag. The class may be subdivided based on the age of the exhibitors.
7. The Society and Youth classes are not eligible for the Best in Show and Judges' Choice awards in this division.
8. The Host Society is not eligible to enter the Society class.

Horticulture Rules

1. All cultural exhibits must have been grown/owned by the exhibitor for a minimum of three (3) months prior to the show.
2. Entries are limited to one (1) entry per class per exhibitor unless otherwise stated.
3. It is the exhibitor's responsibility to ensure their entries are placed into the correct class and named where possible. The Show Committee will provide assistance if required.
4. Containers will not be supplied unless otherwise indicated.
5. Where a definite number or quantity is specified, no more or less may be exhibited. Any bud showing colour must be considered a bloom.
6. Staking, wiring or tying is not permitted in cut flower classes but is allowed in all houseplant classes except class 30 (African violet). Cut specimens may be discretely wedged.
7. Diseased, insect infested or inferior quality plant material will be refused entry or removed from the show.
8. Any foliage shown with cut specimens must be attached. Unattached foliage is not permitted.

Questions regarding the schedule may be addressed to the Show Chair, Judy Zinni, at 905-820-3807 or jzinni@bell.net.

AWARDS	1st	2nd	3rd	Best in Show/Division *	Judges' Choice *
Division 1 - *Design*	$5	$4	$3	$10	$5
Division 2 – *Special Exhibits & Crafts* Classes 7 & 8	$5	$4	$3	$10	$5
Division 2 – *Special Exhibits & Crafts* Class 9 Society Class *	$50	$30	$20	N/A	N/A
Division 2 – *Special Exhibits & Crafts* Class 10 Youth	$5	$4	$3	N/A	N/A
Division 3 – *Horticulture*	$3	$2	$1	$10	$5

* Monetary awards sponsored by Credit Valley Horticultural Society.

The trophy for The Liisa Wolfgram Award of Excellence in Horticulture is awarded to the best exhibit in the Horticulture Division.

SOMETHING MAGIC

HOW TO ENTER THE FLOWER SHOW & HELPFUL HINTS

AT HOME:

1) Read the schedule and rules carefully. If you don't understand something, contact Judy Zinni, the show chair. She's more than happy to help.
2) If entering design or special exhibit classes, be sure to pre-register.
3) Obtain entry cards from your Society President and write them out before coming to the show – this saves time. (But there will be entry cards available at the show.)
4) Cut specimens from your garden the evening before the show and immediately place them in deep clean water.
5) If entering houseplants, ensure the pots are clean and the soil looks fresh. Do any major grooming of plants at home to save time (removing any soil/dust, damaged or dead flowers or leaves, etc.). The use of plant shine products is not permitted.
6) Carefully pack everything up (including entry cards) and make sure to bring enough vases for your cut flower entries and a bit of plastic wrap.



AT THE SHOW:

1) Deliver your entries to the venue – a door leading directly to the show room is on the east side of the building (there are a couple of steps up to this entrance). Volunteers will be available to assist you.
2) Report to the flower show registration table (inside the flower show room) to pick up a registration sheet if you do not already have one.
3) Unpack your entries and do final grooming at the prep tables located in the show room.
4) Place your cut specimens in their individual vases and discretely wedge with a bit of plastic wrap, if needed, to keep the stem standing straight.
5) Complete the registration sheet and place your entries in the correct class with your completed entry card. Volunteers are there to help if you're unsure as to the correct class.
6) Once everything is in place, tuck your transporting boxes, etc., under a table and hand in your flower show registration sheet at the flower show registration table.
7) Now go have some coffee and relax! Good Luck!

DEFINITIONS:

Satellite design:	A creative design with a smaller design of the same colour, form and/or texture placed at its base, having a connecting line that becomes an integral part of its rhythmic pattern.
Miniature design:	A design with maximum dimensions of 12.7 cm (5") in any direction (height, width, depth and diagonal). For good proportion, the container should not exceed 3.5 cm (1 ½") in height.
Scape:	A leafless flower stem arising from the ground. Each flower scape carries one or more flower buds e.g. Narcissus/daffodil, daylily.
Succulent:	Any plant, including most cacti, which stores water in its fleshy stem or leaves.

NARCISSUS CLASSIFICATION GUIDE

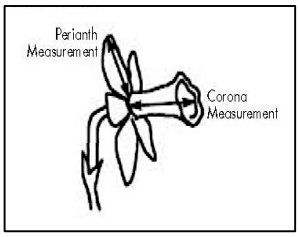

All narcissus (daffodils) have a perianth and corona, though their appearance may vary greatly from cultivar to cultivar. The number of flowers per scape (stem) and the size of the corona (cup) compared to the perianth (petals) will determine in which class to place your specimen in the flower show. Not sure if yours is a trumpet, large cupped or small cupped? Use a ruler to measure as per the diagram or gently bend a petal from the perianth forward to measure against the corona.

Botanically, narcissus are divided into 13 divisions based on their flower form. Eleven of those divisions are Illustrated and described below to help you determine in which of our 5 classes your specimen belongs. Any specimens that resemble those in Divisions 5 to 11 below, belong in class 15 *'any other cultivar'* in our show. You will notice that the chart does not describe miniature cultivars. To be considered miniature, the leaves and flower(s) should grow no more than 6 inches tall, the flower(s) can be any type described below.

Division 1: Trumpet	**Division 7: Jonquilla & Apodanthus**
One flower per stem; longer corona (ie trumpet) at least as long as the perianth segments (petals).	Usually 1 to 5 (more rarely up to 8) flowers per stem. Perianth segments reflexed or spreading. Corona is cup or funnel shaped or flared, usually wider than long. Usually fragrant.
Division 2: Large Cupped	**Division 8: Tazetta**
 One flower per stem; shorter corona (ie cup) is more than 1/3, but less than equal to the length of the perianth segments (petals).	3 to 20 flowers per stem. Perianth segments spreading (not reflexed) and usually fragrant.
Division 3: Small Cupped	**Division 9: Poeticus**
 One flower per stem; corona (cup) not more than 1/3 of the length of the perianth segments (petals).	Usually one flower per stem. Perianth segments white. Corona very short or disc shaped, usually with a green/yellow centre and red rim, but sometimes of a single colour. Usually fragrant.
Division 4: Double	**Division 10: Bulbicodium**
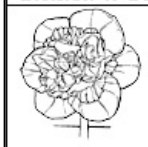 One or more flowers per stem; double the number of perianth segments or the corona, or both.	Usually one flower per stem. Perianth segments insignificant compared to the corona. Anthers dorsifixed (ie attached central to filament). Filament style curved.
Division 5: Triandrus	**Division 11: Split Corona**
Usually two or more pendant flowers per stem, perianth segments often reflexed.	**Type A** Corona (cup or trumpet) is split, usually for more than ½ its length. Either with the corona segments opposite the perianth segments, usually in 2 whorls of 3 (type A), or with the corona segments alternate to the perianth segments, usually in a single whorl of 6 (type B).
Division 6: Cyclamineus	**Type B**
 One flower per stem; perianth segments prominently reflexed. Flower at an acute angle to the stem with a very short pedicel.	

ONTARIO HORTICULTURAL ASSOCIATION, DISTRICT 15
ANNUAL GENERAL MEETING
Saturday, April 27, 2019

SOMETHING MAGIC

FLOWER SHOW ENTRY FORM

EXHIBITOR'S NAME:	AGE: (Youth only)	SOCIETY:

TOTAL NUMBER OF ENTRIES:	DESIGN:	SPECIAL EXHIBITS:	HORTICULTURE:

	DESIGN DIVISION	Classes Entered	$5.00 1st	$4.00 2nd	$3.00 3rd	$10.00 Best in Show	$5.00 Judge's Choice	TOTAL
1.	Sorcerer's Apprentice							
2.	That Old Black Magic							
3.	Enchanted Wood							
4.	Magic of Spring							
5.	Pixie Dust							
6.	Enchanted							

	SPECIAL EXHIBITS & CRAFTS DIVISION	Classes Entered	$5.00 1st	$4.00 2nd	$3.00 3rd	$10.00 Best in Show	$5.00 Judge's Choice	TOTAL
7.	The Fairy Realm							
8.	Abracadabra							
9.	***Society Class:*** The Sorting Hat	Please complete the separate Society Class entry form provided to Society Presidents						
10.	**Youth Class:** Fantastical Beast					N/A	N/A	

EXHIBITOR'S NAME:	AGE: (Youth only)	SOCIETY:

HORTICULTURE DIVISION *(1 entry per class permitted unless otherwise indicated)*		# OF ENTRIES	$3.00 1st	$2.00 2nd	$1.00 3rd	$10.00 Best in Show	$5.00 Judge's Choice	TOTAL
11.	Narcissus- trumpet or large cupped							
12	Narcissus – small cupped							
13.	Narcissus – double							
14.	Narcissus – miniature							
15.	Narcissus – any other (*3 entries permitted)*							
16.	Tulipa – single							
17.	Tulipa – double							
18.	Tulipa – multi-bloom							
19.	Tulipa – any other *(3 entries permitted)*							
20.	Muscari							
21.	Hyacinthus							
22.	Any other spring flowering bulb, corm, tuber or rhizome *(3 entries permitted*)							
23.	Helleborus							
24.	Any other perennial *(3 entries permitted)*							
25.	Flowering branch							
26.	Collection of **small** spring flowers/bulbs							
27.	Collection of spring flowers							
28.	Succulent							
29.	Houseplant – foliage							
30.	Saintpaulia/African Violet							
31.	Orchid							
32.	Any other houseplant – bloom, bracts or fruit							

ONTARIO HORTICULTURAL ASSOCIATION, DISTRICT 15
ANNUAL GENERAL MEETING
Saturday, April 27, 2019

SOMETHING MAGIC

1984 **2019**

Something magic happens when like-minded individuals get together, especially gardeners. On Wednesday, October 10, 1984, the inaugural meeting of the Erin Mills Horticultural Society was held at South Common Community Centre, Mississauga generating 20 members. The following February, the group voted to change the name to **Credit Valley Horticultural Society** in order to attract more members. In 2019, we celebrate our 35th anniversary.

Over the years, new members and executives have continued many of the endeavours initiated by our founders and those enthusiastic first members. We have expanded our community projects to include scholarships and bursaries to local educational institutions, donations of produce in the late Summer and Fall, along with a monetary donation at Christmas to The Salvation Army Food Bank, donations of gifts to a local women's shelter for children to give to their mothers on special occasions, and donations of plants and gifts for the patients of local health care centres at Christmas. Our plantings and maintenance include the care of gardens at a local women's shelter, senior's residence, community centre and the Credit Valley Hospital. We are also keen supporters of The Riverwood Conservancy. Our members participate in the City of Mississauga's 'Litter Not' campaign by keeping a portion of the Sawmill Valley Trail free of garbage.

We hope you enjoy your day with us and welcome you to our monthly meetings and special events. Please visit our website www.creditvalleyhort.ca.

Our floral emblem, the Lily of the Valley (*Convallaria majalis*), is a fragrant flowering perennial used in religious ceremonies, world celebrations, perfumes and gardens. Its meaning and symbolism are equally represented in Christian lore and folklore, most often symbolizing chastity, purity, happiness, luck and humility. In the language of flowers, it means 'return to happiness.'

Gardeners may rue the day they planted Lily of the Valley due to its invasive nature but the wonderful fragrance is unequaled and, for many, brings back cherished memories. This children's song may be familiar to you.

White choral bells upon a slender stalk, Lilies-of-the-Valley deck my garden walk.
Oh how I wish I could hear them ring, That will only happen when the fairies sing.

ONTARIO HORTICULTURAL ASSOCIATION, DISTRICT 15
ANNUAL GENERAL MEETING
Saturday, April 27, 2019

SOMETHING MAGIC

DIRECTIONS

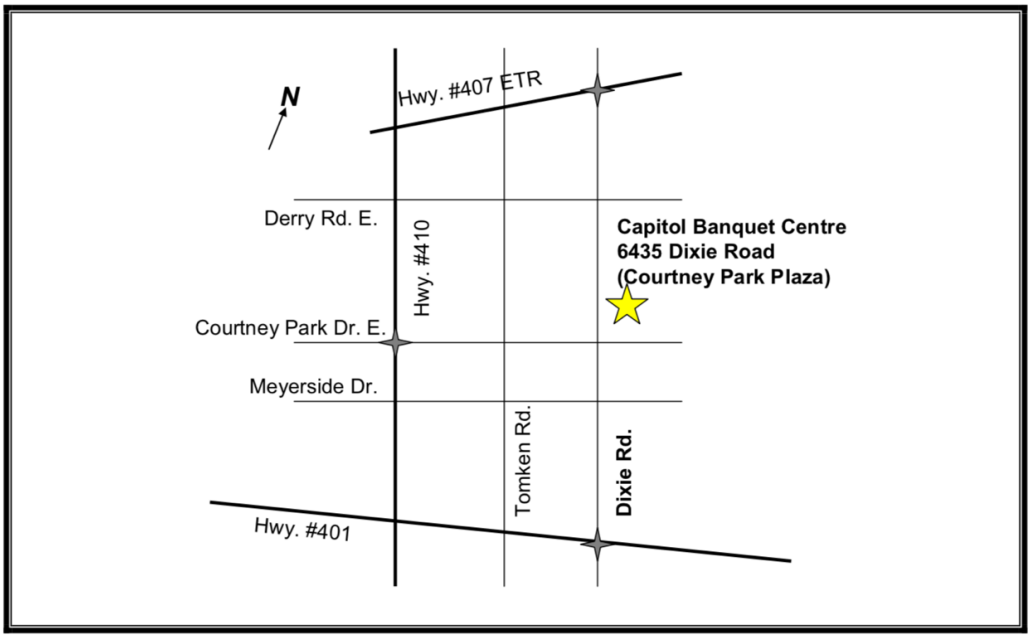

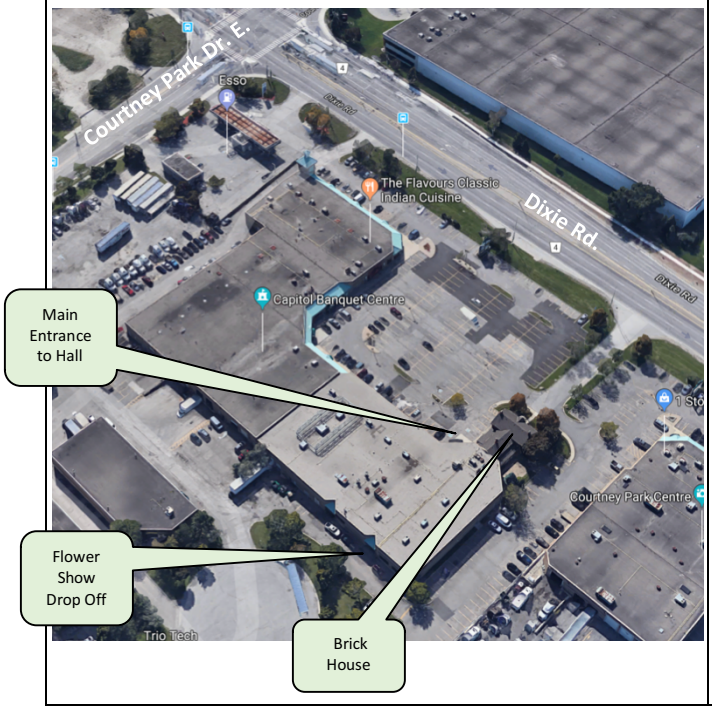

NOTE: Vehicles travelling south on Dixie, cannot turn into the plaza because of the concrete median between north and southbound lanes.

Main Entrance: In the corner, immediately to the right of the brick house.

Flower Show Exhibitors: Please use the entrance around the back of the building for drop off. Go left around the brick house to get to this door which leads directly into the show staging area. There are 2 steps at this entrance, however volunteers will be available to assist you should you require help.

ENQUIRIES

General:	Val Brink	905-582-5085 brinkvalerie@gmail.com
Registration:	Chris Anderson	905-828-9669 chriscvhs@gmail.com
Flower Show:	Judy Zinni	905-820-3807 jzinni@bell.net